

# Belfast

## PEACEPLUS

Priority 1.1 Local Community  
Peace Action Plan

### Programme Board Report

*As of*

05/12/2025 13:35:02



**PEACEPLUS**  
Northern Ireland - Ireland

Co-funded by the  
 European Union  UK Government



**Belfast**  
City Council

The Belfast Local Community Action Plan is supported by PEACEPLUS, a programme managed by the Special EU Programmes Body (SEUPB).



Last Refreshed

05/12/2025 13:35:02

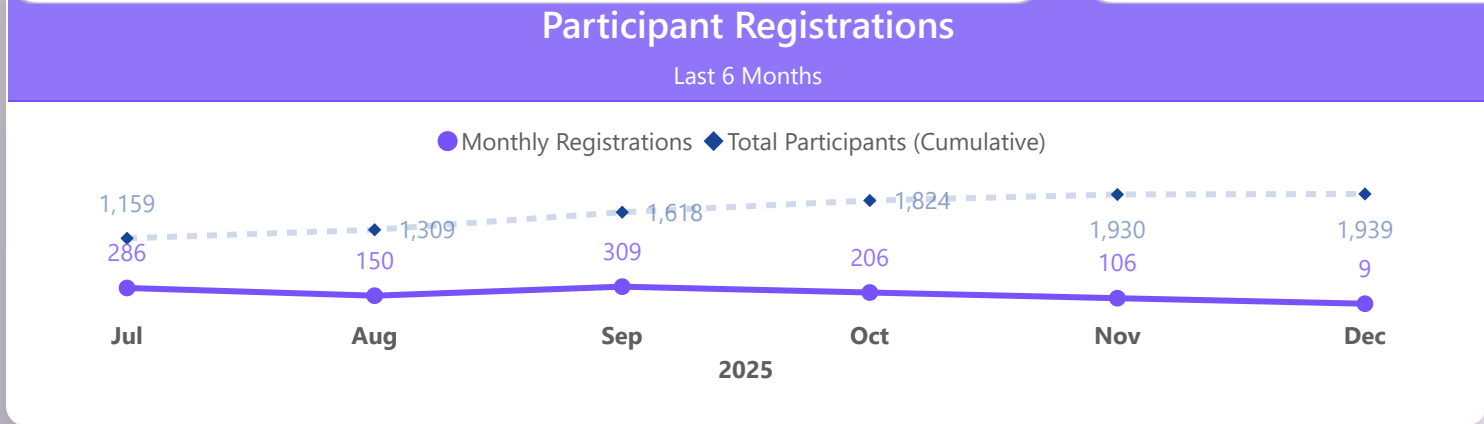
Number of projects with activities added: 13

1,939

Participants Registered

Participants registered this month: 9 92% (-97) vs. last month

Participants last month: 106




Total Participants by Project

Theme and Project	Total Participants	Non-Participating
TPC	1,566	160
Community Empowerment Programme	109	
Youth Empowerment: Juniors (9-12)	540	115
Youth Empowerment: Intermediate (12-15)	87	2
Youth Empowerment: Seniors (16-18)	64	5
Youth Empowerment: Young Adults (19-25)	9	9
Sport for Peace	390	5
Employability (Language Up)	271	9
Arts Across the Genres	96	15
CCD	373	22
Interfaith and Belief Programme	53	8
Total	1,939	182

Project Activity Tracker


Theme Abbv	Times Activity Held	Total Unique Participants
TPC	414	1416
Community Empowerment Programme	9	118
Youth Empowerment: Juniors (9-12)	49	425
Junior (9-12 year old) Activity	49	425
Youth Empowerment: Intermediate (12-15)	29	85
Intermediate (12-15 year old) - Social Action Learning Activity	1	23
Intermediate (12-15 year old) Activity	27	85
Intermediate (12-15 year old) Social Action Learning Activity	1	1
Youth Empowerment: Seniors (16-18)	70	59
Seniors (16-18 year old) Activity (Internaional Residential)	2	17
Seniors (16-18 year old) Activity (Non-Residential)	68	59
Sport for Peace	130	386
Pillar 1: Qualification/Coach Education	34	80
Pillar 2: Participation	96	313
Employability (Language Up)	106	262
Strand 1: Community Provision of Flexible Language Courses	74	261
Strand 2: Community Programme of Activities (including co-design process)	32	164
Arts Across the Genres	21	81
CCD	62	250
Total	477	1775




Progress to Target 967/17,434 6%

Achieved Participants (This Month) -- 100% (-2) vs. last month

Achieved Participants (Last Month) 2



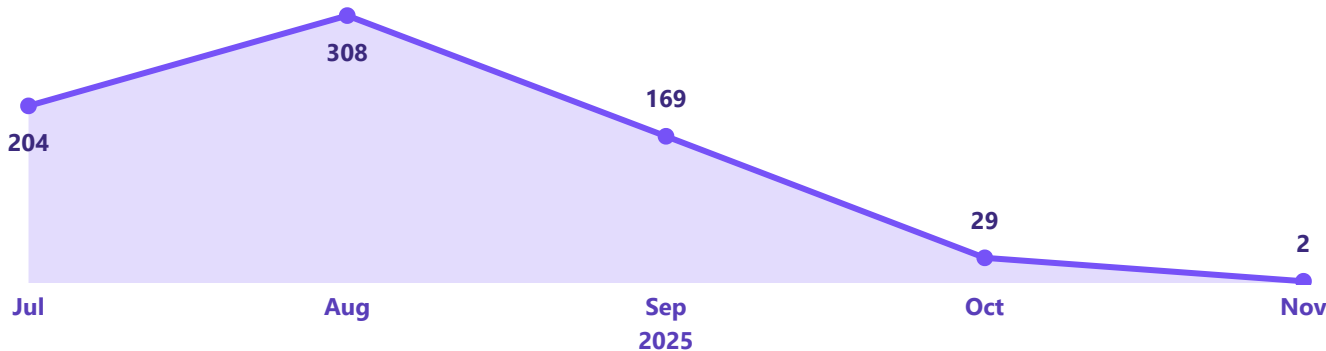
Woman or Girl Participant Programme Target: 40% (+10% over target)



70% Ethnicity


Achieved Participants

Last 6 Months



Total Achieved Participants by Project


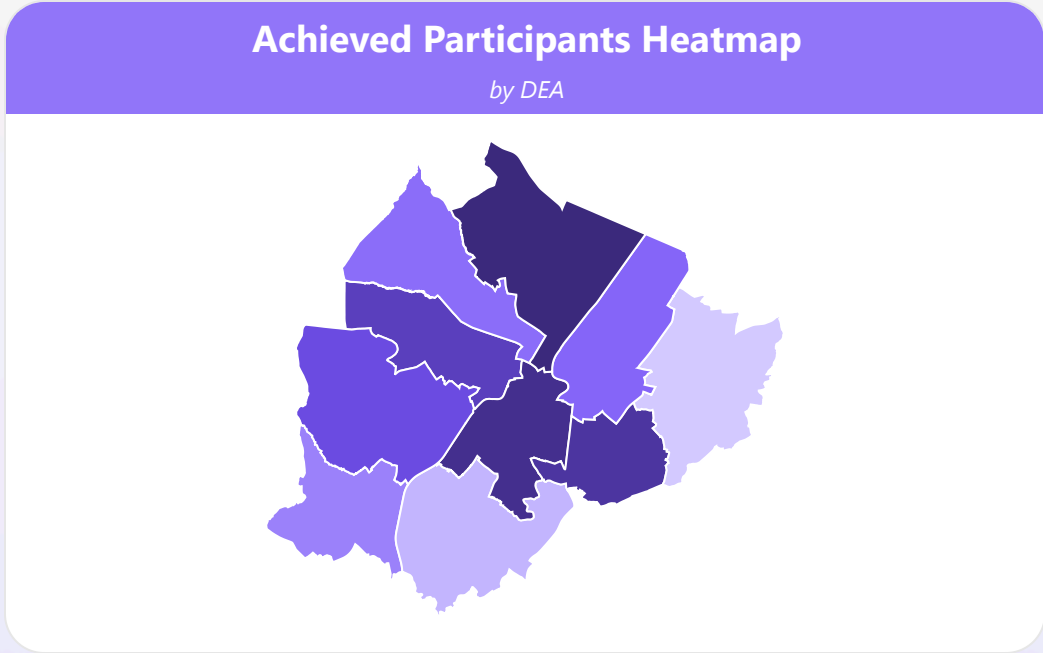
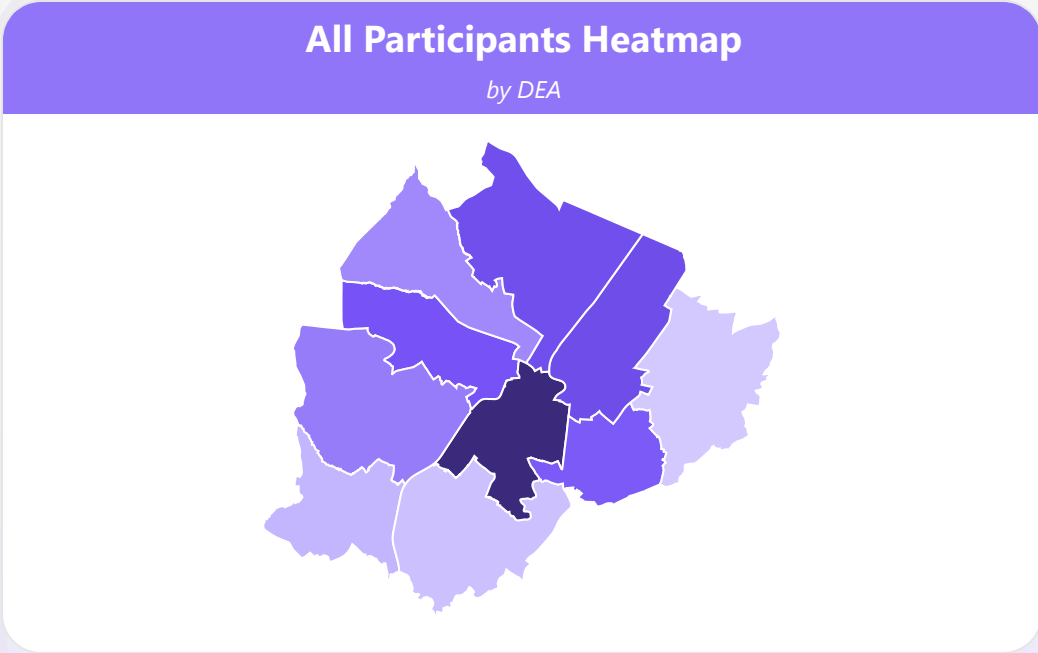
Total Achieved Total Remaining



Project Progress to Community Split Targets

Theme and Project	% Catholic	% Protestant	% None	% Other
TPC	43% 44%	28% 23%	17% 27%	13% 6%
Community Empowerment Programme	30% 49%	31% 27%	21% 21%	18% 3%
Youth Empowerment: Juniors (9-12)	44% 47%	25% 24%	22% 26%	8% 3%
Youth Empowerment: Intermediate (12-15)	57% 47%	37% 24%	1% 26%	4% 3%
Youth Empowerment: Seniors (16-18)	26% 47%	35% 24%	13% 26%	26% 3%
Sport for Peace	55% 49%	35% 26%	6% 22%	4% 3%
Employability (Language Up)	6% 23%	0% 14%	0% 42%	94% 21%
CCD	47% 43%	26% 30%	16% 24%	11% 3%
Total	44% 44%	27% 24%	16% 27%	12% 6%

Theme and Project	Total Achieved	Total Remaining	Project Target	%
TPC	744	4,682	5,426	14%
Community Empowerment Programme	94	906	1,000	9%
Youth Empowerment: Juniors (9-12)	411	1,089	1,500	27%
Youth Empowerment: Intermediate (12-15)	70	280	350	20%
Youth Empowerment: Seniors (16-18)	23	137	160	14%
Total	967	5,084	6,051	16%



City Region & DEA		Total Participants	% Total
[-] North Belfast		374	19%
Castle		222	11%
Oldpark		152	8%
[-] South Belfast		433	22%
Balmoral		93	5%
Botanic		340	18%
[-] East Belfast		512	26%
Lisnasharragh		203	10%
Ormiston		83	4%
Titanic		226	12%
[-] West Belfast		481	25%
Black Mountain		166	9%
Collin		105	5%
Court		210	11%
[+] Outside Council District		139	7%
Total		1,939	100%

City Region & DEA		Total Participants	% Total
[-] North Belfast		199	21%
Castle		125	13%
Oldpark		74	8%
[-] South Belfast		168	17%
Balmoral		49	5%
Botanic		119	12%
[-] East Belfast		232	24%
Lisnasharragh		113	12%
Ormiston		42	4%
Titanic		77	8%
[-] West Belfast		261	27%
Black Mountain		91	9%
Collin		67	7%
Court		103	11%
[+] Outside Council District		107	11%
Total		967	100%

City Region & DEA		Top Religious Belief	Count
[-] North Belfast		Catholic	106
Castle		Catholic	59
Oldpark		Catholic	47
[-] South Belfast		Catholic	63
Balmoral		Catholic	19
Botanic		Catholic	44
[-] East Belfast		Protestant	84
Lisnasharragh		Protestant	41
Ormiston		Catholic	16
Titanic		Protestant	27
[-] West Belfast		Catholic	155
Black Mountain		Catholic	76
Collin		Catholic	52
Court		Protestant	66
[+] Outside Council District		Catholic	35
Total		Catholic	425

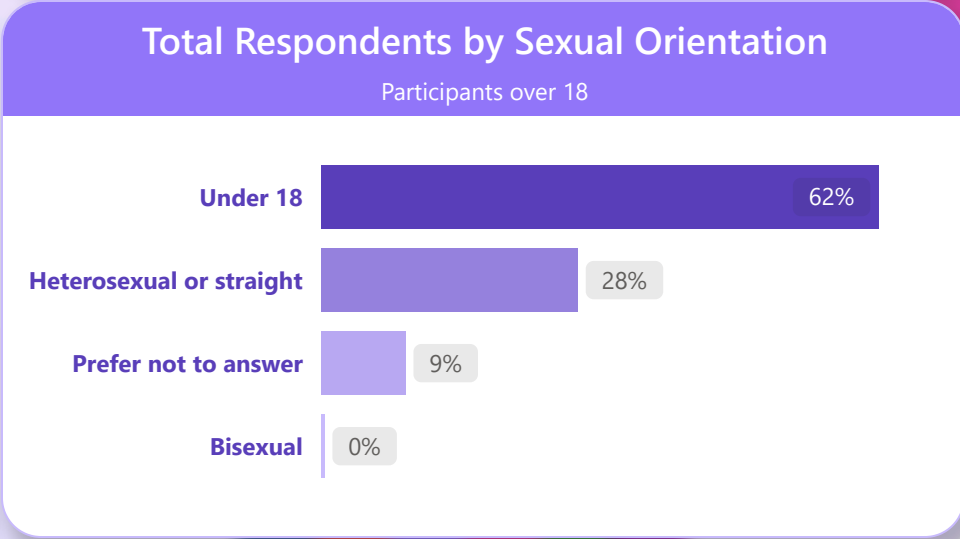
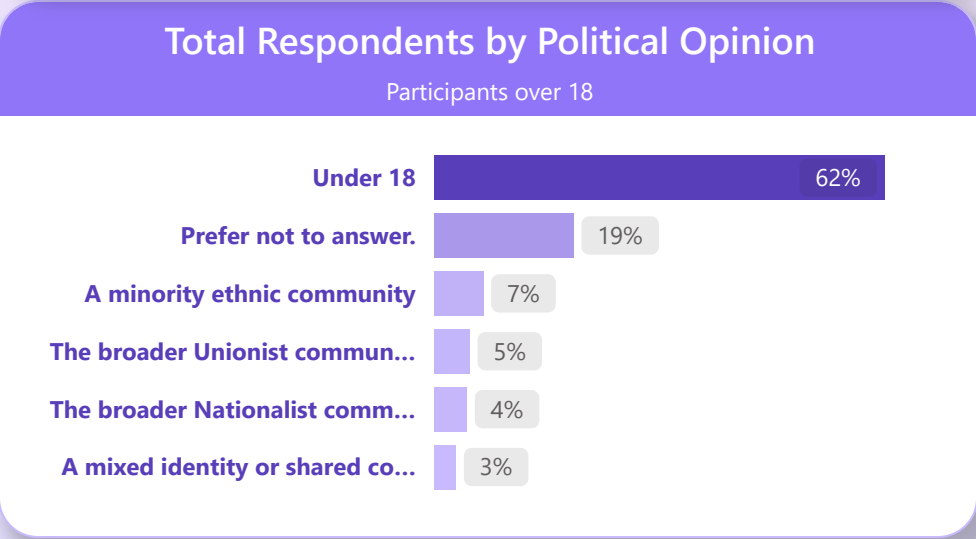
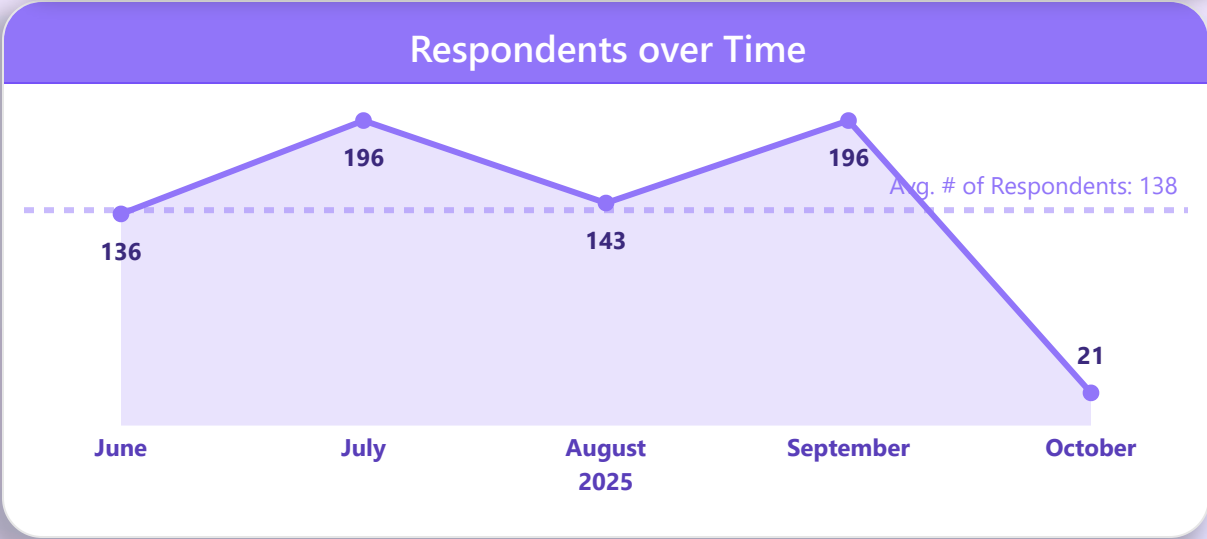
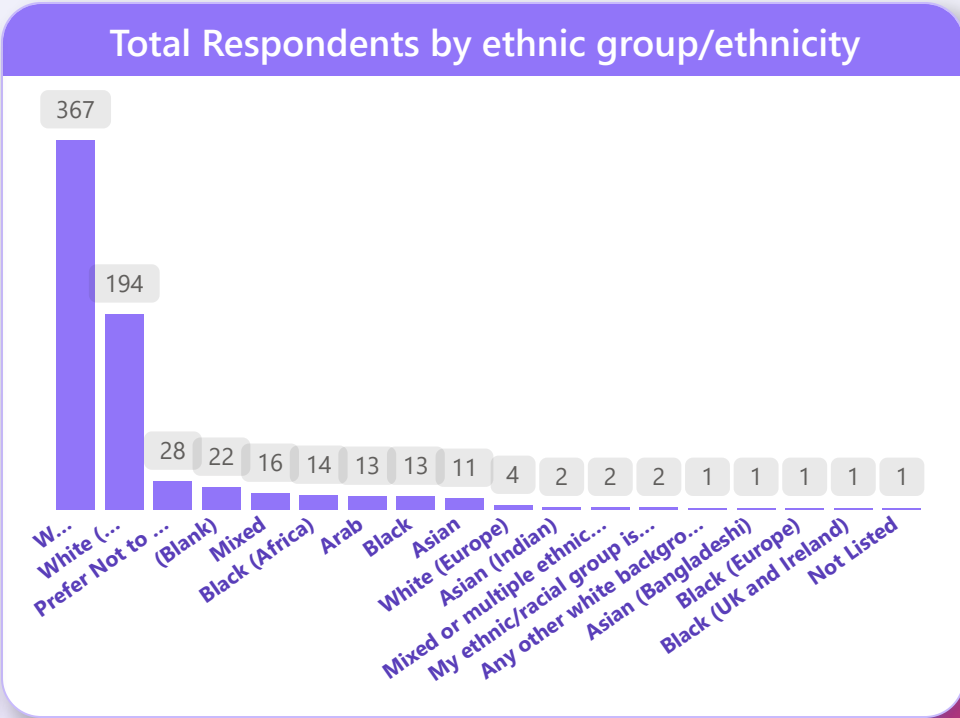
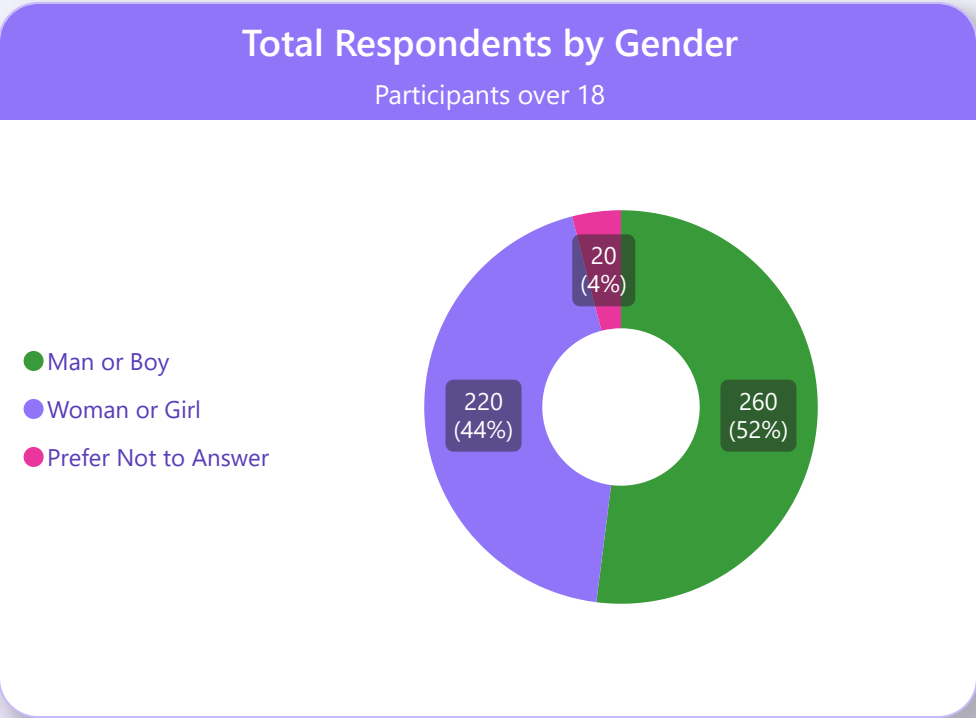
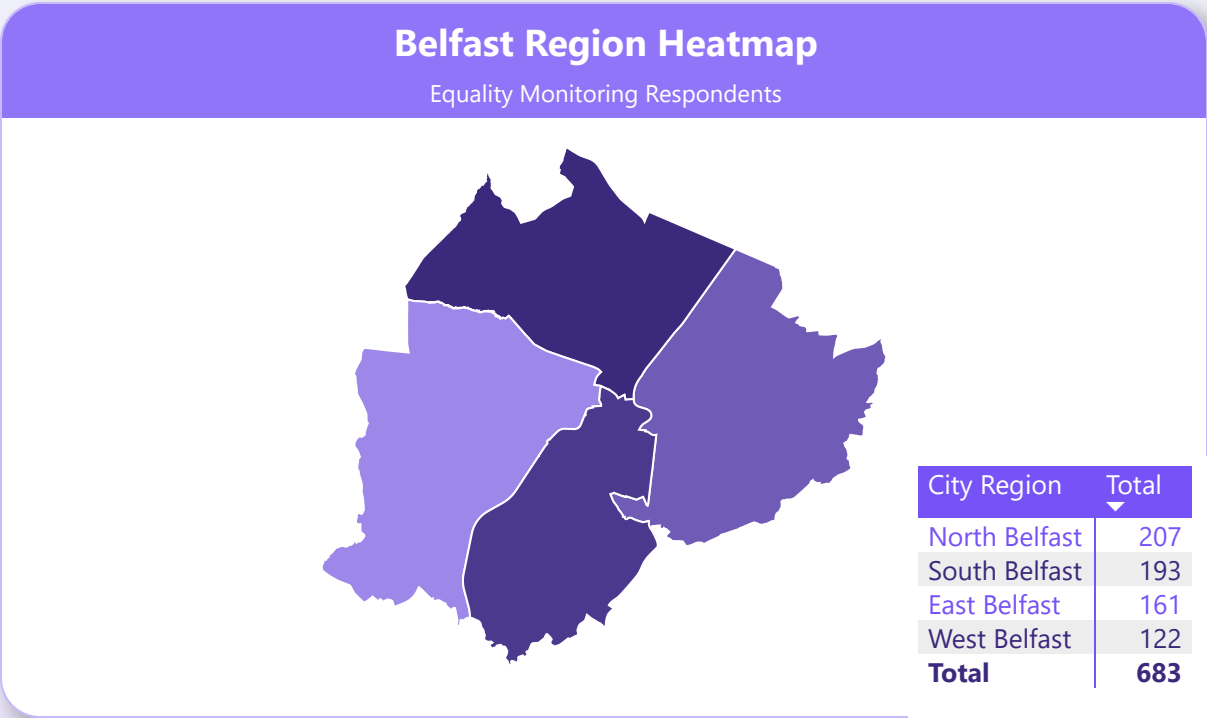
693

Number of projects with surveys added: 5

34%

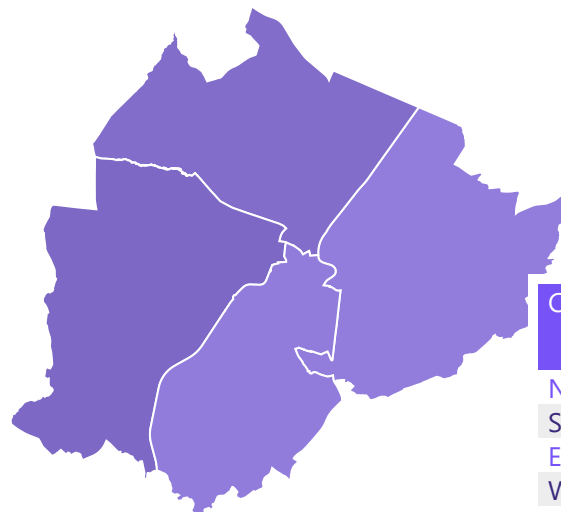
72%

11%



### Belfast Region Heatmap

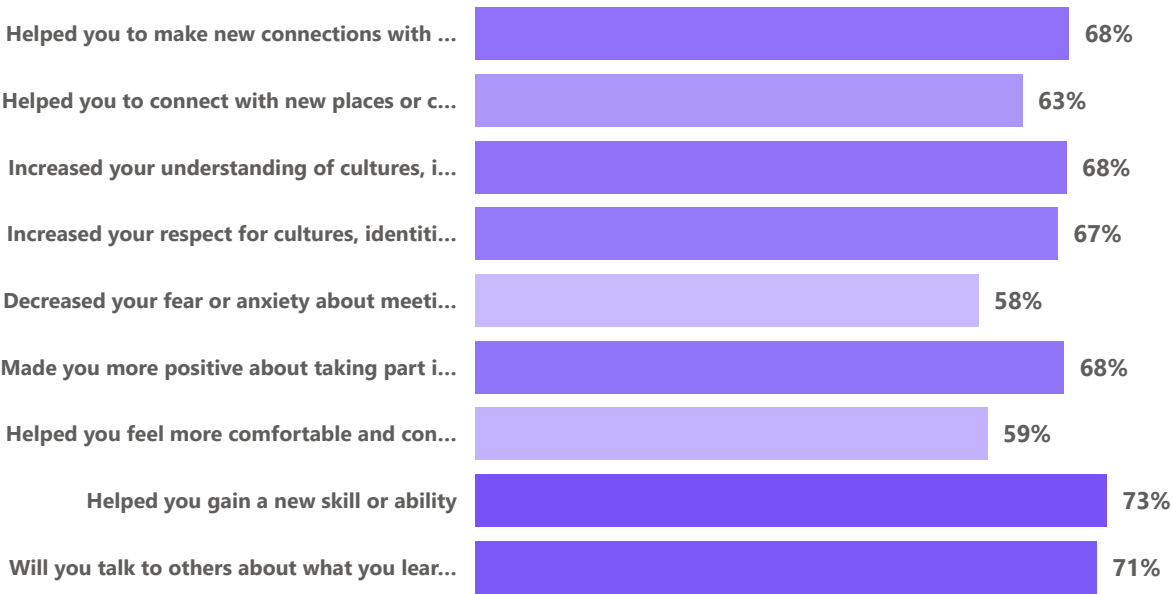
by Positive Response Rate



City Region	% Positive Responses
North Belfast	69%
South Belfast	62%
East Belfast	62%
West Belfast	71%
Total	66%

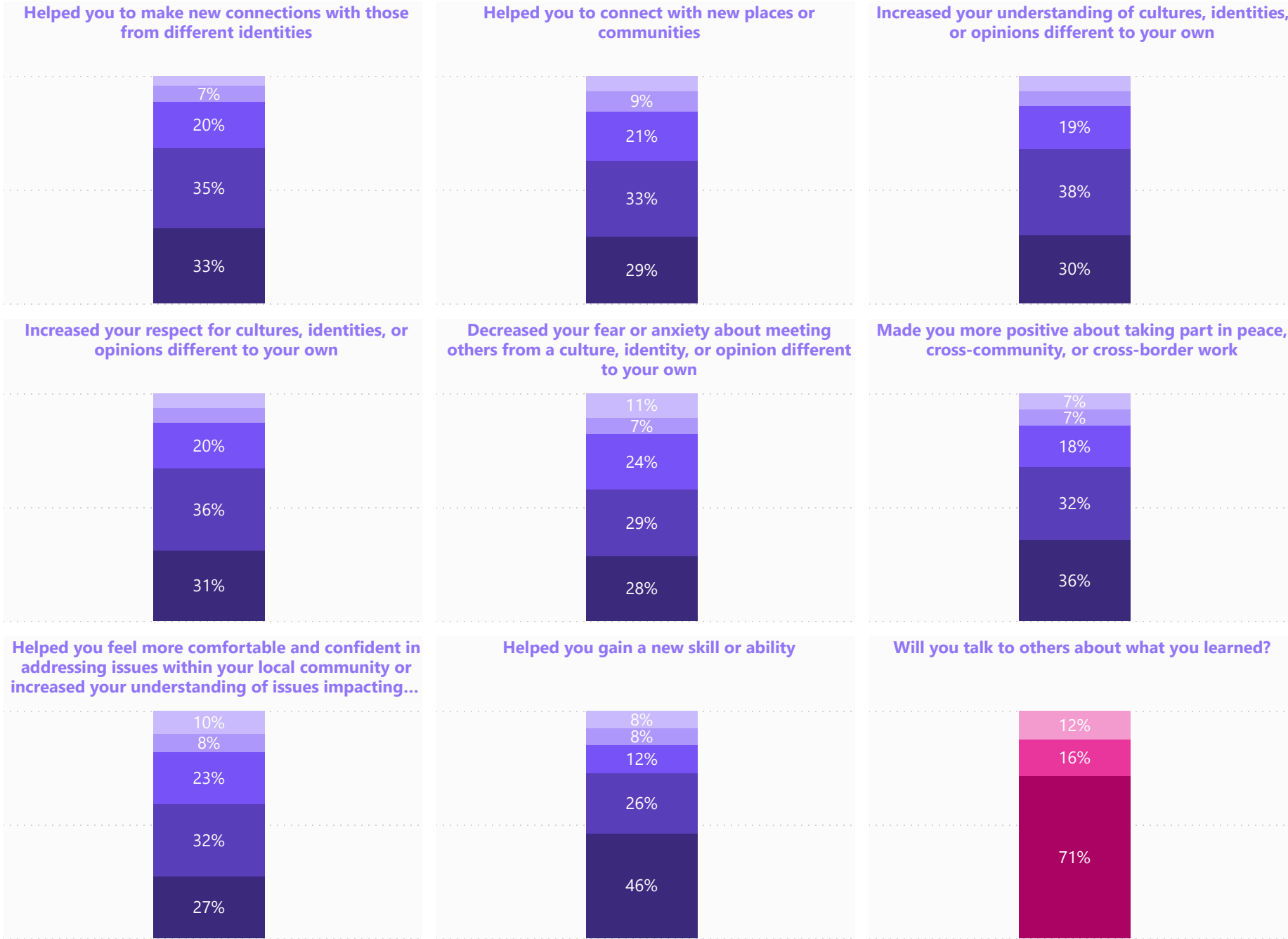
### Positive Responses per Question

Positive Responses = Agree, Strongly Agree or Yes



### Question Response Gauge

Strongly Agree Agree Neutral Disagree Strongly Disagree Yes No Prefer not to answer



272

Total Participants (All)

155

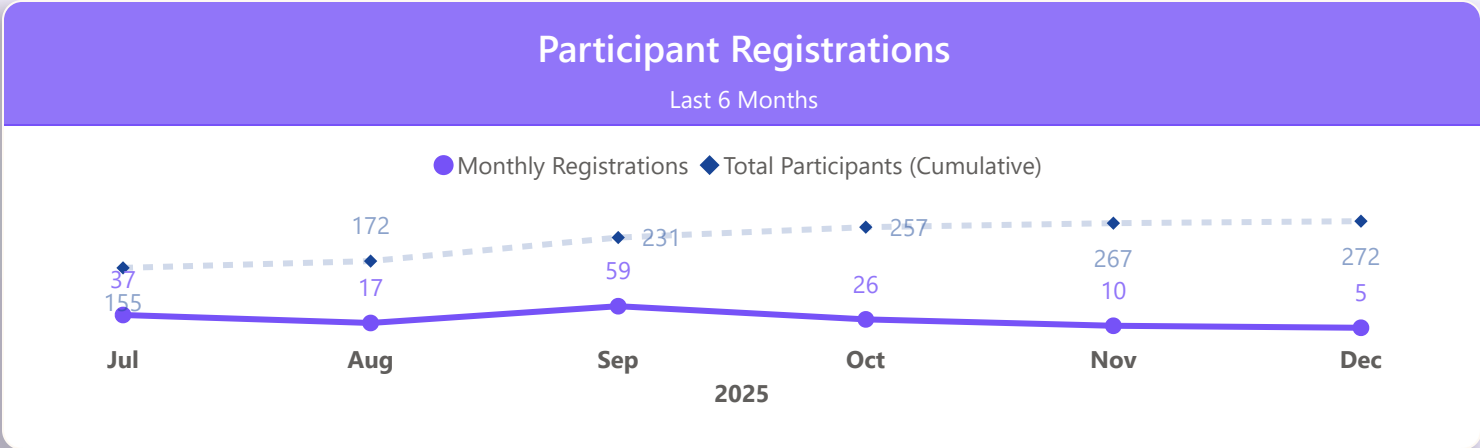
Total Achieved Participants

50 %

% Woman or Girl...

12 %

% Ethnic Minority



Total Participants by Project

Theme and Project	Total Participants	Non-Participating
TPC	223	25
Community Empowerment Programme	12	
Youth Empowerment: Juniors (9-12)	82	15
Youth Empowerment: Intermediate (12-15)	7	1
Youth Empowerment: Seniors (16-18)	7	
Youth Empowerment: Young Adults (19-25)	5	5
Sport for Peace	43	
Employability (Language Up)	18	1
Arts Across the Genres	49	3
CCD	49	2
Interfaith and Belief Programme	3	
Total	272	27

Project Activity Tracker

Theme Abbv	Times Activity Held	Total Unique Participants
TPC	283	198
Community Empowerment Programme	9	12
Youth Empowerment: Juniors (9-12)	48	67
Junior (9-12 year old) Activity	48	67
Youth Empowerment: Intermediate (12-15)	26	6
Intermediate (12-15 year old) Activity	25	6
Intermediate (12-15 year old) Social Action Learning Activity	1	1
Youth Empowerment: Seniors (16-18)	49	7
Seniors (16-18 year old) Activity (Internaional Residential)	1	1
Seniors (16-18 year old) Activity (Non-Residential)	48	7
Sport for Peace	88	43
Pillar 1: Qualification/Coach Education	28	10
Pillar 2: Participation	60	35
Employability (Language Up)	48	17
Strand 1: Community Provision of Flexible Language Courses	37	17
Strand 2: Community Programme of Activities (including co-design process)	11	12
Arts Across the Genres	15	46
CCD	29	47
Interfaith and Belief Programme	4	2
Total	312	245